



District Report Card: 2017


| | |
|---------------------------------|-------------------------------|
| State: Arunachal Pradesh | District: Kurung Kumey |
| Class: 8 | Subject: Language |
| Schools: 23 | Students: 350 |


Participation/Coverage


Students

|  GENDER | Boys | | Girls | |
|---|--------|-------|--------|-------|
| | Number | % | Number | % |
| | 168 | 48.00 | 182 | 52.00 |

|  AREA | Rural | | Urban | |
|--|--------|-------|--------|------|
| | Number | % | Number | % |
| | 321 | 91.71 | 29 | 8.29 |

|  CATEGORY | SC | | ST | | OBC | | GEN | |
|---|--------|------|--------|-------|--------|------|--------|------|
| | Number | % | Number | % | Number | % | Number | % |
| | 17 | 4.86 | 333 | 95.14 | 0 | 0.00 | 0 | 0.00 |

|  CWSN | LD | VI | HI | S&LD | ID | Oth |
|---|----|----|----|------|----|-----|
| | 0 | 0 | 0 | 0 | 0 | 0 |

|  Management | Government | | Government-aided | |
|---|------------|-------|------------------|------|
| | Number | % | Number | % |
| | 321 | 91.71 | 29 | 8.29 |

Average Performance of Students in Language (%)

| Overall | Gender | | Area | | Management | | Social Group | | | |
|---------|--------|--------|-------|-------|------------|-------|--------------|-------|------|------|
| | Male | Female | Rural | Urban | Govt. | Aided | SC | ST | OBC | GEN |
| 49.12 | 48.85 | 49.38 | 48.43 | 56.78 | 48.43 | 56.78 | 45.88 | 49.29 | 0.00 | 0.00 |

Performance on Learning Outcomes (LOs)

| Learning Outcomes | Description | Average Performance(%) |
|-------------------|--|------------------------|
| L813 | Read textual/non-textual materials with comprehension and identifies the details, characters, main idea and sequence of ideas and events while reading | 49.12 |

| Range of Performance of Students who Answered Correctly | | | | | | | |
|---|-------|-----------|-------|-----------|-------|-----------|-------|
| Below 30% | | 30% - 50% | | 50% - 75% | | Above 75% | |
| Number | % | Number | % | Number | % | Number | % |
| 67 | 19.14 | 136 | 38.86 | 100 | 28.57 | 47 | 13.43 |

Lowest Performing Learning Outcomes (LOs)

1 - Read textual/non-textual materials with comprehension and identifies the details, characters, main idea and sequence of ideas and events while reading (49.12)